


COARSE AND FINE SCREENING FOR IRRIGATION

- Improved effective solid separation.
 - High capacity of water screening in channels and reservoirs.
 - Long equipment lifespan.
-

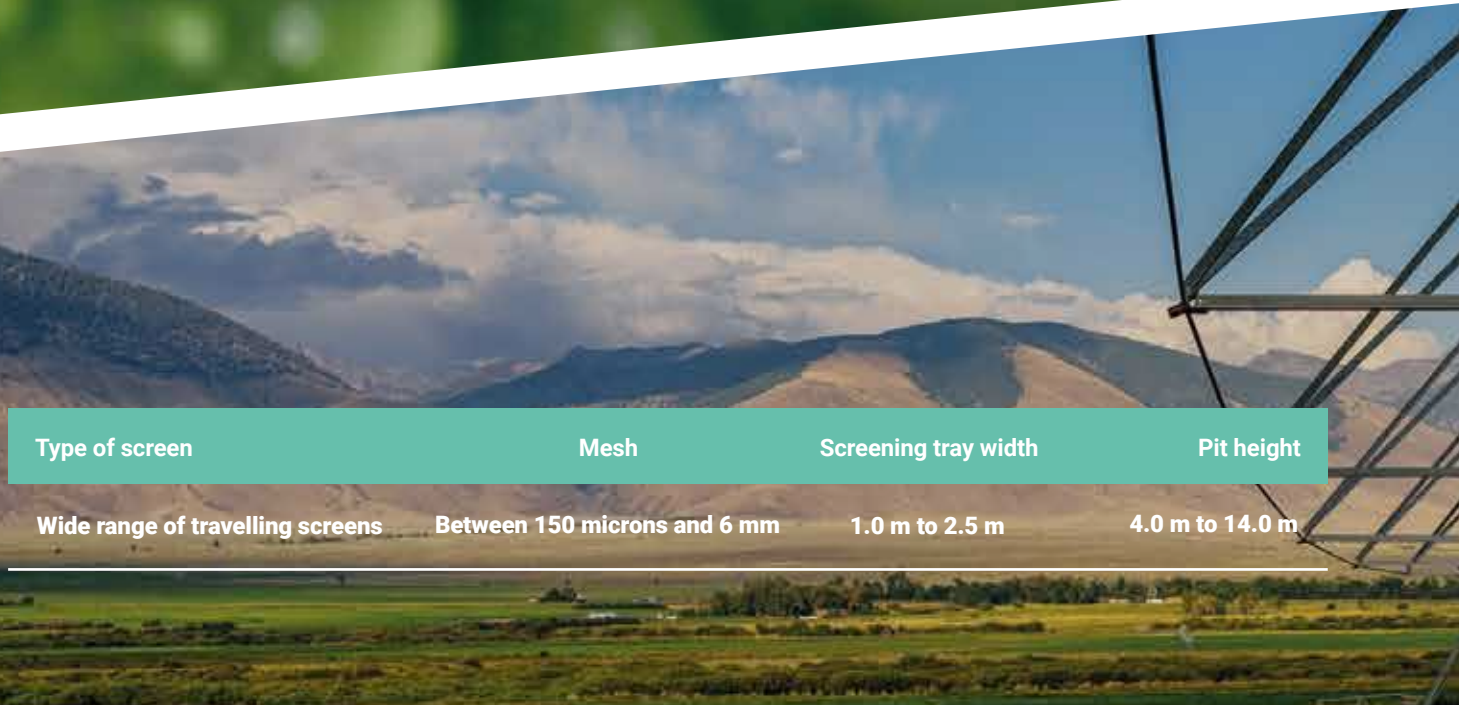
dagequipment.com

**OVER 60 YEARS'
EXPERIENCE**

/MECHANICALLY RAKED BAR SCREENS



Vertical and mechanically raked bar screen constructed out of high quality stainless steel bars for intake screening and refuse removal. The solids captured on the bar screen are removed on the top of the equipment by automated cleaning rakes which are moved by two lateral chains. The amount of cleaning rakes will depend on the screening height and the operation conditions, such as flow, screening discharge capacity, particles sizes, and density of residues to be withdrawn.



Type of screen	Mesh	Screening tray width	Pit height
Wide range of travelling screens	Between 150 microns and 6 mm	1.0 m to 2.5 m	4.0 m to 14.0 m

/SELF-CLEANING TRAVELING SCREENS




Automated self-cleaning traveling-screens for double-flow intake water screening. The screening surface consists of a series of overlapping self-draining screen-trays which are fastened to two lateral steel chains mounted on a structural drive. The solids captured on the screen-trays are washed from the screens on the top of the equipment by high-pressure overlapping water sprays across the back of the screen trays. The equipment is composed of two opposite sides equipped with filter panels that allow the entry of water and a third side of effluent outlet.

Code	Type of screen	Bar spacing	Channel width	Bars height	Removal capacity	Power
MR29F	Light screen	≥ 10 mm	0.5 m to 1.3 m	≤ 2.7 m	≤ 200 kg	0.75 kW
MR29N	Medium-screen	≥ 10 mm	1.3 m to 2.0 m	≤ 9.0 m	≤ 400 kg	0.75 kW to 1.50 kW
MR29G	Heavy screen	≥ 10 mm	2.0 m to 3.0 m	≤ 11.0 m	≤ 800 kg	1.50 kW to 2.20 kW

/SCREW CONVEYORS

The screw conveyor consists of a longitudinal spiral mounted inside a U-shaped metal channel (lidded trough), or closed tube, for the transfer of residues discharged by one or more screens to a single outlet. The conveying screw can also act as a compactor by using a pressure-controlled opening device at the discharge point.



Screw diameter	Capacity (flow)	Inclination	Length
200 mm	Q ≤ 3 m ³ /h	0 to 22° with respect to the horizontal	2.0 m to 10.0 m
300 mm	Q ≤ 6 m ³ /h	0 to 22° with respect to the horizontal	2.0 m to 10.0 m



DAGA products reflect the values of an industrial group committed to the environment and, especially, to the water cycle.



On-site and remote technical support



Spare parts



Training



Global presence spanning
**MORE THAN
30 COUNTRIES**



DAGA EQUIPMENT
+34 93 868 00 02
info@dagequipment.com
dagequipment.com