

SELF-CLEANING TRAVELING SCREEN

For intake water screening

MR15

dagaequipment.com

FEATURES

- Effective solids separation with dual flow intake and high screening discharge capacity.
- Delivery of pre-engineered systems to be easily assembled by local labour.
- Use for intake screening for irrigation and the pre-treatment process of water treatment facilities.

/SELF-CLEANING TRAVELING SCREEN


MR15



DESCRIPTION

The DAGA self-cleaning traveling-screen consists of a series of overlapping self-draining screen-trays which are fastened to two lateral steel chains mounted on a structural drive. The solids captured on the screen-trays are washed from the screens by high-pressure overlapping water sprays across the back of the screen trays. The solids are then expelled out the shoot point.

The equipment is composed of two opposite sides equipped with filter panels that allow the entry of water and a third side of effluent outlet. The unit housing, the translation chains and the cleaning system are designed to ensure long-term trouble-free operation. Fitted sealing bands and height-adjustable anchors are also provided to suit channel requirements.

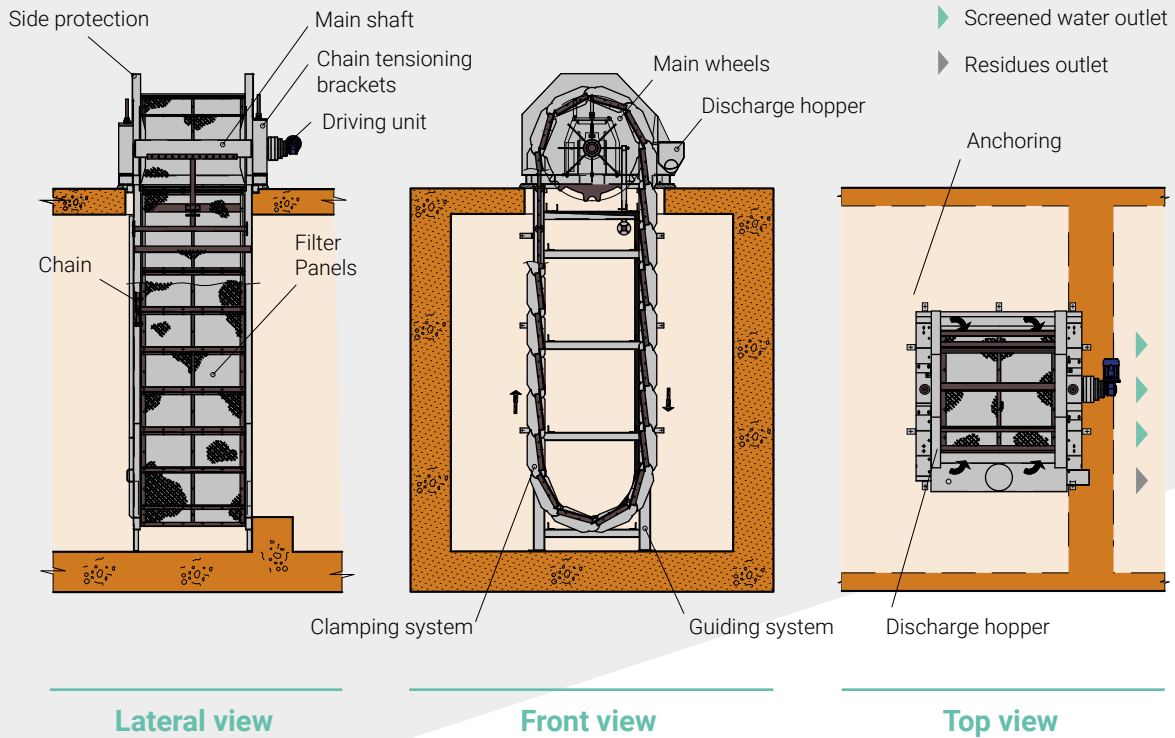


APPLICATION

The DAGA self-cleaning traveling-screens are used for water screening and water treatment, removing solid refuse and improving downstream pumping and pipeline efficiency.

In the case of wastewater treatment plants, the traveling water screens are part of the pre-treatment process phase.

In the case of irrigation works, the traveling water screens provide an effective solid separation of intake water: debris are captured and elevated to the high point of discharge while filtered water continues downstream.



SITE SETTING AND OPERATION <

The DAGA self-cleaning traveling-screens are delivered as pre-engineered units to be easily assembled by local labour. The equipment is installed vertically in a deep reinforced concrete pit and is configured for automatic operation, using level sensors that detect the pressure drop which is required to drive the self-cleaning travelling trays. The operation of the equipment can also be timed.

Type of screen	Mesh	Screening tray width	Pit height	Power
Wide range of travelling screens	Between 150 microns and 6 mm	1.0 m to 2.5 m	4.0 m to 14.0 m	0.55 kW to 1.10 kW

< MAIN FEATURES

- High quality mechanical and machining components. ■
- High production capacity and availability under demanding operation conditions. ■
- Double inlet flow through two opposing screening surfaces providing low load drop combined with high waste discharge heights. ■
- Low energy consumption and easy maintenance. ■
- Customer support service. ■

/HIGH QUALITY
of all mechanical components

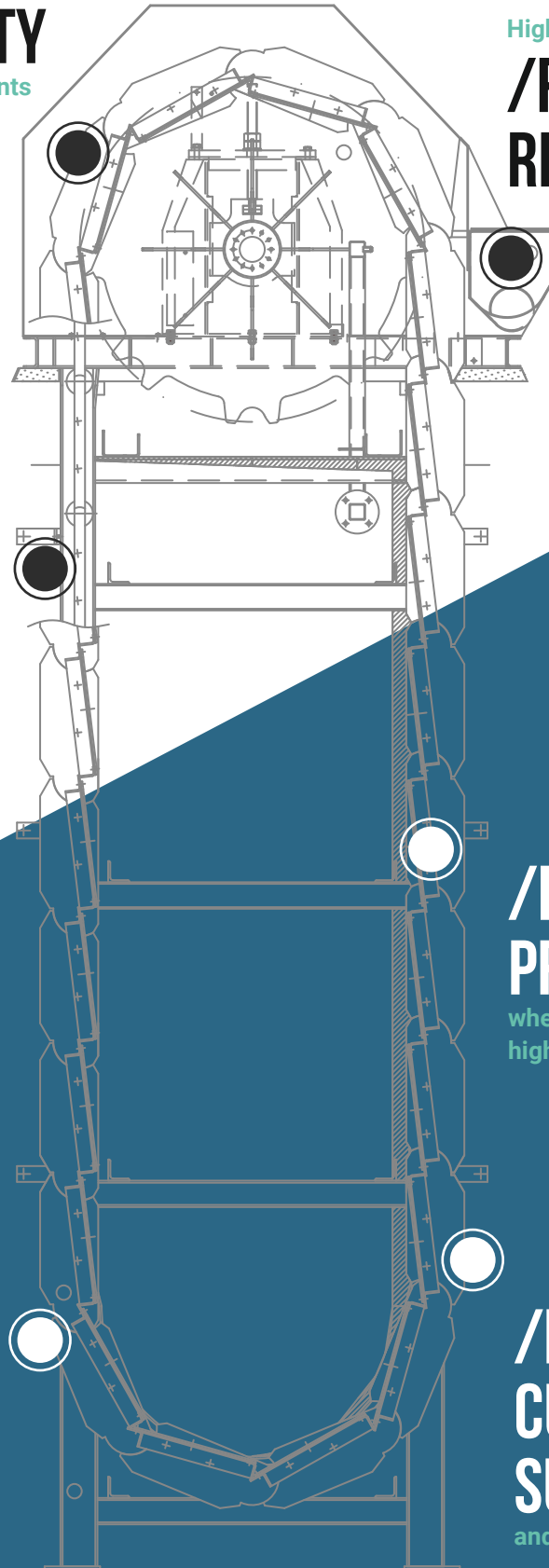
High capacity of
**/RESIDUES
REMOVAL**

/DUAL FLOW
Intake screening

**/LOW
PRESSURE DROP**
when combined with
high discharge heights

**/LOW ENERGY
CONSUMPTION**
and easy maintenance

**/PERSONALISED
CUSTOMER
SUPPORT**
and after-sales service



DAGA EQUIPMENT
+34 93 868 00 02
info@dagequipment.com
dagequipment.com



Quality
Management System



Environmental
Management System



Health & Safety
Management System